



Technologies, Inc.


PROVIDING NEXT GENERATION WIRELESS SOLUTIONS



Tetley Scanner Multi-band, Multi-format Network Survey System

FEATURES

- Simultaneous multi-band, multi-format completely passive machine learning enabled network survey solution
- Single button automated operation
- Support for GSM, GPRS, EDGE, CDMA2000, 1xRTT, EvDO, WCDMA, HSxPA, LTE, 5G NR, WiMAX, PTT, D-PTT & WiFi
- Decodes all Broadcast Overhead messages (MIBs, SIBs, etc.)
- 8 independent 40 MHz RF tuners coupled with a powerful signal processing engine for true SDR functionality
- Web-based GUI for both local and remote sensor CONOPs
- Sentinel Mode for Rogue Base Station identification
- Scheduler Mode for time-based autonomous survey
- Geo-fence Mode for location-based autonomous survey
- Wideband IQ recording
- Option for machine learning assisted system configuration recommendations
- Cellular base station location estimation
- Compatibility with Rover, RaptorX and Google Earth visualization
- All data is stored locally and can be streamed in real-time as GPS tagged text-based CSV



KIT CONTENTS

- Receiver Module
- Laptop Controller
- Multiple Antennas and Power Cable Assemblies
- Rugged Transportation Case

APPLICATIONS

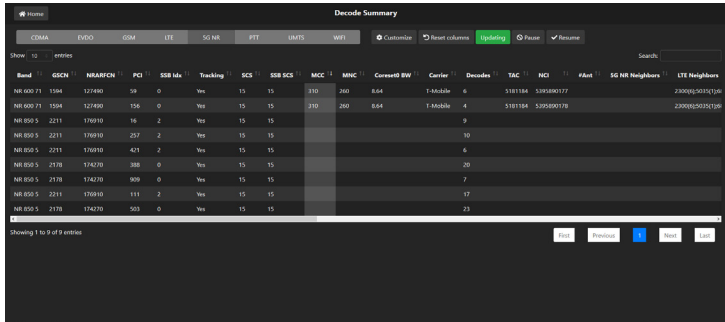
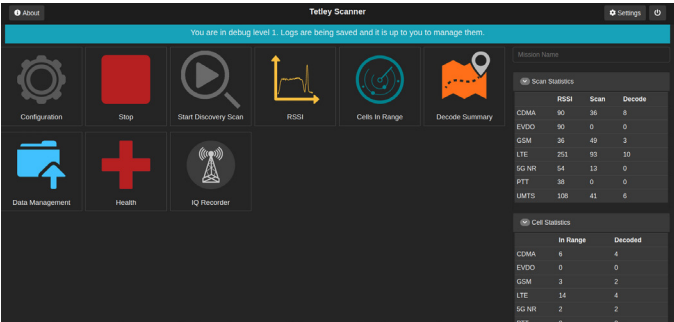
- Wireless network survey drive testing
- Rogue base station identification and location
- Spectrum interference monitoring/mitigation
- Competitive market analysis
- Public safety interoperability assessment/validation
- Spectrum IQ recording

DESCRIPTION

The Tetley Scanner is the most powerful and flexible portable survey system available. Tetley Scanner combines 8 independent 40 MHz RF tuners with a highspeed FPGA-based signal processing engine to provide true software defined radio functionality. Tetley Scanner provides the power and flexibility of a truly simultaneous multi-band, multi-radio technology scanning solution. Tetley Scanner is powerful and flexible but also easy to operate.

Operators power the unit on and the unit automatically manages the radio and processing resources of the system for optimized scanning performance. Tetley Scanner can be manually configured by the operator to allow precise tailoring of performance to any given scanning scenario. Tetley Scanner identifies new cells quickly with no lengthy synchronization period, decoding overhead parameters while constantly logging signal strength, signal quality parameters and other cell signaling information. Tetley Scanner’s Tower Geo passively measures the signal strength and Doppler shift of the cellular signals present during a drive survey to determine the geo-location of all towers.

Tetley Scanner is fast enough to provide the best vehicle scanning performance but small enough and low-power enough to support man portable scanning runs. Tetley Scanner supports local control via a tablet or smart phone utilizing any browser and can be remotely controlled from anywhere in the world.



SPECIFICATIONS

	Size	Weight	Power
SWAP Details	16”L x 12.5”W x 5 .125”H	21.6 lbs.	Low Power Mode: 120 W, High Power Mode: 180 W Input: 10 - 32 vDC
Frequency Range			20-6000 MHz
Wireless			GSM, GPRS, EDGE, CDMA2000, 1xRTT, EvDO, WCDMA, HSxPA, LTE, PTT, D-PTT, 5G NR and Wi-Fi
Technologies			

System specifications subject to change without notice, contact factory for current specifications.



Scan Me!



For more details or questions contact: sales@g3ti.net | +1.410.290.8110

G3 Technologies, Inc. | 10280 Old Columbia Road | Suite 260 | Columbia, MD 21046 | www.g3ti.net